

Arenac County



APPORTIONMENT REPORT

2020

Arenac County 2020 Apportionment Report

Table of Contents

Mills Apportioned by the County Board of Commissioners	Page... 1
Statement of Taxable Values for Various taxing authorities	Page... 5
Comparison Charts	Page.... 7
Ad valorem taxes levied within each government unit	
Adams Township	Page.... 8
Arenac Township	Page.... 9
Au Gres Township	Page.... 10
Clayton Township	Page.... 12
Deep River Township	Page.... 14
Lincoln Township	Page.... 15
Mason Township	Page.... 16
Moffatt Township	Page.... 18
Sims Township	Page.... 19
Standish Township	Page.... 20
Turner Township	Page.... 21
Whitney Township	Page.... 23
Au Gres City	Page.... 25
Omer City	Page.... 26
Standish City	Page.... 27
Compilation of Overall Estimated Tax Revenue	Page... 28

Arenac County Millage Rates

Government Unit School District & Taxable Status	Total Gov't Unit	Total Village	Total Library	Authority Name	Total Authority	Total County	School (summer)	School (winter)	Total School	I.S.D. Name	Total I.S.D.	SET	Total Annual Levy	Total Summer Levy	Total Winter Levy
Adams Township															
Standish-Sterling School District [Non-PRE]	1.0000		0.4912			10.8983	0.0000	21.0000	21.0000	Bay Arenac ISD	7.7607	6.0000	47.1502	5.2000	41.9502
Standish-Sterling School District [PRE]	1.0000		0.4912			10.8983	0.0000	3.0000	3.0000		7.7607	6.0000	29.1502	5.2000	23.9502
Standish-Sterling School District [Com. Personal]	1.0000		0.4912			10.8983	0.0000	9.0000	9.0000		7.7607	6.0000	35.1502	5.2000	29.9502
Standish-Sterling School District [Ind. Personal]	1.0000		0.4912			10.8983	0.0000	3.0000	3.0000		7.7607	0.0000	23.1502	5.2000	17.9502
Arenac Township															
Au Gres-Sims School District [Non-PRE]	2.9991		0.4912			10.8983	19.5080	0.0000	19.5080	Bay Arenac ISD	7.7607	6.0000	47.6573	24.7080	22.9493
Au Gres-Sims School District [PRE]	2.9991		0.4912			10.8983	2.0000	0.0000	2.0000		7.7607	6.0000	30.1493	7.2000	22.9493
Au Gres-Sims School District [Com. Personal]	2.9991		0.4912			10.8983	7.5080	0.0000	7.5080		7.7607	6.0000	35.6573	12.7080	22.9493
Au Gres-Sims School District [Ind. Personal]	2.9991		0.4912			10.8983	2.0000	0.0000	2.0000		7.7607	0.0000	24.1493	7.2000	16.9493
Standish-Sterling School District [Non-PRE]	2.9991		0.4912			10.8983	0.0000	21.0000	21.0000	Bay Arenac ISD	7.7607	6.0000	49.1493	5.2000	43.9493
Standish-Sterling School District [PRE]	2.9991		0.4912			10.8983	0.0000	3.0000	3.0000		7.7607	6.0000	31.1493	5.2000	25.9493
Standish-Sterling School District [Com. Personal]	2.9991		0.4912			10.8983	0.0000	9.0000	9.0000		7.7607	6.0000	37.1493	5.2000	31.9493
Standish-Sterling School District [Ind. Personal]	2.9991		0.4912			10.8983	0.0000	3.0000	3.0000		7.7607	0.0000	25.1493	5.2000	19.9493
Au Gres Township															
Au Gres-Sims School District [Non-PRE]	5.4879		0.4912	Iosco- Arenac Library	0.9942	10.8983	19.5080	0.0000	19.5080	Bay Arenac ISD	7.7607	6.0000	50.1461	24.7080	25.4381
Au Gres-Sims School District [PRE]	5.4879		0.4912		0.9942	10.8983	2.0000	0.0000	2.0000		7.7607	6.0000	32.6381	7.2000	25.4381
Au Gres-Sims School District [Com. Personal]	5.4879		0.4912		0.9942	10.8983	7.5080	0.0000	7.5080		7.7607	6.0000	38.1461	12.7080	25.4381
Au Gres-Sims School District [Ind. Personal]	5.4879		0.4912		0.9942	10.8983	2.0000	0.0000	2.0000		7.7607	0.0000	26.6381	7.2000	19.4381
Clayton Township															
Standish-Sterling School District [Non-PRE]	1.9855		0.4912			10.8983	0.0000	21.0000	21.0000	Bay Arenac ISD	7.7607	6.0000	48.1357	5.2000	42.9357
Standish-Sterling School District [PRE]	1.9855		0.4912			10.8983	0.0000	3.0000	3.0000		7.7607	6.0000	30.1357	5.2000	24.9357
Standish-Sterling School District [Com. Personal]	1.9855		0.4912			10.8983	0.0000	9.0000	9.0000		7.7607	6.0000	36.1357	5.2000	30.9357
Standish-Sterling School District [Ind. Personal]	1.9855		0.4912			10.8983	0.0000	3.0000	3.0000		7.7607	0.0000	24.1357	5.2000	18.9357
Whittemore-Prescot School District [Non-PRE]	1.9855		0.4912			10.8983	0.0000	21.2500	21.2500	Iosco ISD	1.4992	6.0000	42.1242	5.2000	36.9242
Whittemore-Prescot School District [PRE]	1.9855		0.4912			10.8983	0.0000	3.2500	3.2500		1.4992	6.0000	24.1242	5.2000	18.9242
Whittemore-Prescot School District [Com. Personal]	1.9855		0.4912			10.8983	0.0000	9.2500	9.2500		1.4992	6.0000	30.1242	5.2000	24.9242
Whittemore-Prescot School District [Ind. Personal]	1.9855		0.4912			10.8983	0.0000	3.2500	3.2500		1.4992	0.0000	18.1242	5.2000	12.9242

Arenac County Millage Rates

Government Unit School District & Taxable Status	Total Gov't Unit	Total Village	Total Library	Authority Name	Total Authority	Total County	School (summer)	School (winter)	Total School	I.S.D. Name	Total I.S.D.	SET	Total Annual Levy	Total Summer Levy	Total Winter Levy
Deep River Township															
Standish-Sterling School District [Non-PRE]	5.0000		0.4912			10.8983	0.0000	21.0000	21.0000	Bay Arenac ISD	7.7607	6.0000	51.1502	5.2000	45.9502
Standish-Sterling School District [PRE]	5.0000		0.4912			10.8983	0.0000	3.0000	3.0000		7.7607	6.0000	33.1502	5.2000	27.9502
Standish-Sterling School District [Com. Personal]	5.0000		0.4912			10.8983	0.0000	9.0000	9.0000		7.7607	6.0000	39.1502	5.2000	33.9502
Standish-Sterling School District [Ind. Personal]	5.0000		0.4912			10.8983	0.0000	3.0000	3.0000		7.7607	0.0000	27.1502	5.2000	21.9502
Lincoln Township															
Standish-Sterling School District [Non-PRE]	2.0000		0.4912			10.8983	0.0000	21.0000	21.0000	Bay Arenac ISD	7.7607	6.0000	48.1502	5.2000	42.9502
Standish-Sterling School District [PRE]	2.0000		0.4912			10.8983	0.0000	3.0000	3.0000		7.7607	6.0000	30.1502	5.2000	24.9502
Standish-Sterling School District [Com. Personal]	2.0000		0.4912			10.8983	0.0000	9.0000	9.0000		7.7607	6.0000	36.1502	5.2000	30.9502
Standish-Sterling School District [Ind. Personal]	2.0000		0.4912			10.8983	0.0000	3.0000	3.0000		7.7607	0.0000	24.1502	5.2000	18.9502
Mason Township															
Whittemore-Prescot School District [Non-PRE]	2.0000		0.4912			10.8983	0.0000	21.2500	21.2500	losco ISD	1.4992	6.0000	42.1387	5.2000	36.9387
Whittemore-Prescot School District [PRE]	2.0000		0.4912			10.8983	0.0000	3.2500	3.2500		1.4992	6.0000	24.1387	5.2000	18.9387
Whittemore-Prescot School District [Com. Personal]	2.0000		0.4912			10.8983	0.0000	9.2500	9.2500		1.4992	6.0000	30.1387	5.2000	24.9387
Whittemore-Prescot School District [Ind. Personal]	2.0000		0.4912			10.8983	0.0000	3.2500	3.2500		1.4992	0.0000	18.1387	5.2000	12.9387
Moffatt Township															
Standish-Sterling School District [Non-PRE]	4.9544		0.4912			10.8983	0.0000	21.0000	21.0000	Bay Arenac ISD	7.7607	6.0000	51.1046	5.2000	45.9046
Standish-Sterling School District [PRE]	4.9544		0.4912			10.8983	0.0000	3.0000	3.0000		7.7607	6.0000	33.1046	5.2000	27.9046
Standish-Sterling School District [Com. Personal]	4.9544		0.4912			10.8983	0.0000	9.0000	9.0000		7.7607	6.0000	39.1046	5.2000	33.9046
Standish-Sterling School District [Ind. Personal]	4.9544		0.4912			10.8983	0.0000	3.0000	3.0000		7.7607	0.0000	27.1046	5.2000	21.9046
Sims Township															
Au Gres-Sims School District [Non-PRE]	3.4845		0.4912		0.9942	10.8983	19.5080	0.0000	19.5080	Bay Arenac ISD	7.7607	6.0000	48.1427	24.7080	23.4347
Au Gres-Sims School District [PRE]	3.4845		0.4912		0.9942	10.8983	2.0000	0.0000	2.0000		7.7607	6.0000	30.6347	7.2000	23.4347
Au Gres-Sims School District [Com. Personal]	3.4845		0.4912	losco- Arenac Library	0.9942	10.8983	7.5080	0.0000	7.5080		7.7607	6.0000	36.1427	12.7080	23.4347
Au Gres-Sims School District [Ind. Personal]	3.4845		0.4912		0.9942	10.8983	2.0000	0.0000	2.0000		7.7607	0.0000	24.6347	7.2000	17.4347
Standish Township															
Standish-Sterling School District [Non-PRE]	1.9962		0.4912			10.8983	0.0000	21.0000	21.0000	Bay Arenac ISD	7.7607	6.0000	48.1464	5.2000	42.9464
Standish-Sterling School District [PRE]	1.9962		0.4912			10.8983	0.0000	3.0000	3.0000		7.7607	6.0000	30.1464	5.2000	24.9464
Standish-Sterling School District [Com. Personal]	1.9962		0.4912			10.8983	0.0000	9.0000	9.0000		7.7607	6.0000	36.1464	5.2000	30.9464
Standish-Sterling School District [Ind. Personal]	1.9962		0.4912			10.8983	0.0000	3.0000	3.0000		7.7607	0.0000	24.1464	5.2000	18.9464

Arenac County Millage Rates

Government Unit School District & Taxable Status	Total Gov't Unit	Total Village	Total Library	Authority Name	Total Authority	Total County	School (summer)	School (winter)	Total School	I.S.D. Name	Total I.S.D.	SET	Total Annual Levy	Total Summer Levy	Total Winter Levy
Turner Township															
Au Gres-Sims School District [Non-PRE]	3.0000		0.4912			10.8983	19.5080	0.0000	19.5080	Bay Arenac ISD	7.7607	6.0000	47.6582	24.7080	22.9502
Au Gres-Sims School District [PRE]	3.0000		0.4912			10.8983	2.0000	0.0000	2.0000		7.7607	6.0000	30.1502	7.2000	22.9502
Au Gres-Sims School District [Com. Personal]	3.0000		0.4912			10.8983	7.5080	0.0000	7.5080		7.7607	6.0000	35.6582	12.7080	22.9502
Au Gres-Sims School District [Ind. Personal]	3.0000		0.4912			10.8983	2.0000	0.0000	2.0000		7.7607	0.0000	24.1502	7.2000	16.9502
Whittemore-Prescot School District [Non-PRE]															
Whittemore-Prescot School District [PRE]	3.0000		0.4912			10.8983	0.0000	21.2500	21.2500	losco ISD	1.4992	6.0000	43.1387	5.2000	37.9387
Whittemore-Prescot School District [Com. Personal]	3.0000		0.4912			10.8983	0.0000	3.2500	3.2500		1.4992	6.0000	25.1387	5.2000	19.9387
Whittemore-Prescot School District [Ind. Personal]	3.0000		0.4912			10.8983	0.0000	9.2500	9.2500		1.4992	6.0000	31.1387	5.2000	25.9387
Whittemore-Prescot School District [Ind. Personal]	3.0000		0.4912			10.8983	0.0000	3.2500	3.2500		1.4992	0.0000	19.1387	5.2000	13.9387
Whitney Township															
Au Gres-Sims School District [Non-PRE]	2.2221		0.4912			10.8983	19.5080	0.0000	19.5080	Bay Arenac ISD	7.7607	6.0000	46.8803	24.7080	22.1723
Au Gres-Sims School District [PRE]	2.2221		0.4912			10.8983	2.0000	0.0000	2.0000		7.7607	6.0000	29.3723	7.2000	22.1723
Au Gres-Sims School District [Com. Personal]	2.2221		0.4912			10.8983	7.5080	0.0000	7.5080		7.7607	6.0000	34.8803	12.7080	22.1723
Au Gres-Sims School District [Ind. Personal]	2.2221		0.4912			10.8983	2.0000	0.0000	2.0000		7.7607	0.0000	23.3723	7.2000	16.1723
Tawas School District [Non-PRE]															
Tawas School District [PRE]	2.2221		0.4912			10.8983	1.6500	0.0000	1.6500	losco ISD	1.4992	6.0000	40.7608	24.8500	15.9108
Tawas School District [Com. Personal]	2.2221		0.4912			10.8983	7.6500	0.0000	7.6500		1.4992	6.0000	22.7608	6.8500	15.9108
Tawas School District [Ind. Personal]	2.2221		0.4912			10.8983	1.6500	0.0000	1.6500		1.4992	6.0000	28.7608	12.8500	15.9108
Tawas School District [Ind. Personal]	2.2221		0.4912			10.8983	1.6500	0.0000	1.6500		1.4992	0.0000	16.7608	6.8500	9.9108
Au Gres City															
Au Gres-Sims School District [Non-PRE]	16.7558		0.4912	losco- Arenac Library	0.9942	10.8983	19.5080	0.0000	19.5080	Bay Arenac ISD	7.7607	6.0000	61.4140	41.4638	19.9502
Au Gres-Sims School District [PRE]	16.7558		0.4912		0.9942	10.8983	2.0000	0.0000	2.0000		7.7607	6.0000	43.9060	23.9558	19.9502
Au Gres-Sims School District [Com. Personal]	16.7558		0.4912		0.9942	10.8983	7.5080	0.0000	7.5080		7.7607	6.0000	49.4140	29.4638	19.9502
Au Gres-Sims School District [Ind. Personal]	16.7558		0.4912		0.9942	10.8983	2.0000	0.0000	2.0000		7.7607	0.0000	37.9060	23.9558	13.9502
Omer City															
Standish-Sterling School District [Non-PRE]	16.3620		0.4912			10.8983	0.0000	21.0000	21.0000	Bay Arenac ISD	7.7607	6.0000	62.5122	19.7674	42.7448
Standish-Sterling School District [PRE]	16.3620		0.4912			10.8983	0.0000	3.0000	3.0000		7.7607	6.0000	44.5122	19.7674	24.7448
Standish-Sterling School District [Com. Personal]	16.3620		0.4912			10.8983	0.0000	9.0000	9.0000		7.7607	6.0000	50.5122	19.7674	30.7448
Standish-Sterling School District [Ind. Personal]	16.3620		0.4912			10.8983	0.0000	3.0000	3.0000		7.7607	0.0000	38.5122	19.7674	18.7448

Arenac County Millage Rates

Government Unit School District & Taxable Status	Total Gov't Unit	Total Village	Total Library	Authority Name	Total Authority	Total County	School (summer)	School (winter)	Total School	I.S.D. Name	Total I.S.D.	SET	Total Annual Levy	Total Summer Levy	Total Winter Levy
Standish City															
Standish-Sterling School District [Non-PRE]	17.9742		0.4912			10.8983	0.0000	21.0000	21.0000	Bay Arenac ISD	7.7607	6.0000	64.1244	23.1742	40.9502
Standish-Sterling School District [PRE]	17.9742		0.4912			10.8983	0.0000	3.0000	3.0000		7.7607	6.0000	46.1244	23.1742	22.9502
Standish-Sterling School District [Com. Personal]	17.9742		0.4912			10.8983	0.0000	9.0000	9.0000		7.7607	6.0000	52.1244	23.1742	28.9502
Standish-Sterling School District [Ind. Personal]	17.9742		0.4912			10.8983	0.0000	3.0000	3.0000		7.7607	0.0000	40.1244	23.1742	16.9502
Sterling Village (Deep River Twp)															
Standish-Sterling School District [Non-PRE]	5.0000	12.1416	0.4912			10.8983	0.0000	21.0000	21.0000	Bay Arenac ISD	7.7607	6.0000	63.2918	17.3416	45.9502
Standish-Sterling School District [PRE]	5.0000	12.1416	0.4912			10.8983	0.0000	3.0000	3.0000		7.7607	6.0000	45.2918	17.3416	27.9502
Standish-Sterling School District [Com. Personal]	5.0000	12.1416	0.4912			10.8983	0.0000	9.0000	9.0000		7.7607	6.0000	51.2918	17.3416	33.9502
Standish-Sterling School District [Ind. Personal]	5.0000	12.1416	0.4912			10.8983	0.0000	3.0000	3.0000		7.7607	0.0000	39.2918	17.3416	21.9502
Turner Village (Turner Twp)															
Au Gres-Sims School District [Non-PRE]	3.0000	12.7509	0.4912			10.8983	19.5080	0.0000	19.5080	Bay Arenac ISD	7.7607	6.0000	60.4091	37.4589	22.9502
Au Gres-Sims School District [PRE]	3.0000	12.7509	0.4912			10.8983	2.0000	0.0000	2.0000		7.7607	6.0000	42.9011	19.9509	22.9502
Au Gres-Sims School District [Com. Personal]	3.0000	12.7509	0.4912			10.8983	7.5080	0.0000	7.5080		7.7607	6.0000	48.4091	25.4589	22.9502
Au Gres-Sims School District [Ind. Personal]	3.0000	12.7509	0.4912			10.8983	2.0000	0.0000	2.0000		7.7607	0.0000	36.9011	19.9509	16.9502
Standish-Sterling School District [Non-PRE]	3.0000	12.7509	0.4912			10.8983	0.0000	21.0000	21.0000	Bay Arenac ISD	7.7607	6.0000	61.9011	17.9509	43.9502
Standish-Sterling School District [PRE]	3.0000	12.7509	0.4912			10.8983	0.0000	3.0000	3.0000		7.7607	6.0000	43.9011	17.9509	25.9502
Standish-Sterling School District [Com. Personal]	3.0000	12.7509	0.4912			10.8983	0.0000	9.0000	9.0000		7.7607	6.0000	49.9011	17.9509	31.9502
Standish-Sterling School District [Ind. Personal]	3.0000	12.7509	0.4912			10.8983	0.0000	3.0000	3.0000		7.7607	0.0000	37.9011	17.9509	19.9502
Twining Village (Mason Twp)															
Standish-Sterling School District [Non-PRE]	2.0000	13.5782	0.4912			10.8983	0.0000	21.0000	21.0000	Bay Arenac ISD	7.7607	6.0000	61.7284	18.7782	42.9502
Standish-Sterling School District [PRE]	2.0000	13.5782	0.4912			10.8983	0.0000	3.0000	3.0000		7.7607	6.0000	43.7284	18.7782	24.9502
Standish-Sterling School District [Com. Personal]	2.0000	13.5782	0.4912			10.8983	0.0000	9.0000	9.0000		7.7607	6.0000	49.7284	18.7782	30.9502
Standish-Sterling School District [Ind. Personal]	2.0000	13.5782	0.4912			10.8983	0.0000	3.0000	3.0000		7.7607	0.0000	37.7284	18.7782	18.9502
Twining Village (Turner Twp)															
Au Gres-Sims School District [Non-PRE]	3.0000	13.5782	0.4912			10.8983	19.5080	0.0000	19.5080	Bay Arenac ISD	7.7607	6.0000	61.2364	38.2862	22.9502
Au Gres-Sims School District [PRE]	3.0000	13.5782	0.4912			10.8983	2.0000	0.0000	2.0000		7.7607	6.0000	43.7284	20.7782	22.9502
Au Gres-Sims School District [Com. Personal]	3.0000	13.5782	0.4912			10.8983	7.5080	0.0000	7.5080		7.7607	6.0000	49.2364	26.2862	22.9502
Au Gres-Sims School District [Ind. Personal]	3.0000	13.5782	0.4912			10.8983	2.0000	0.0000	2.0000		7.7607	0.0000	37.7284	20.7782	16.9502

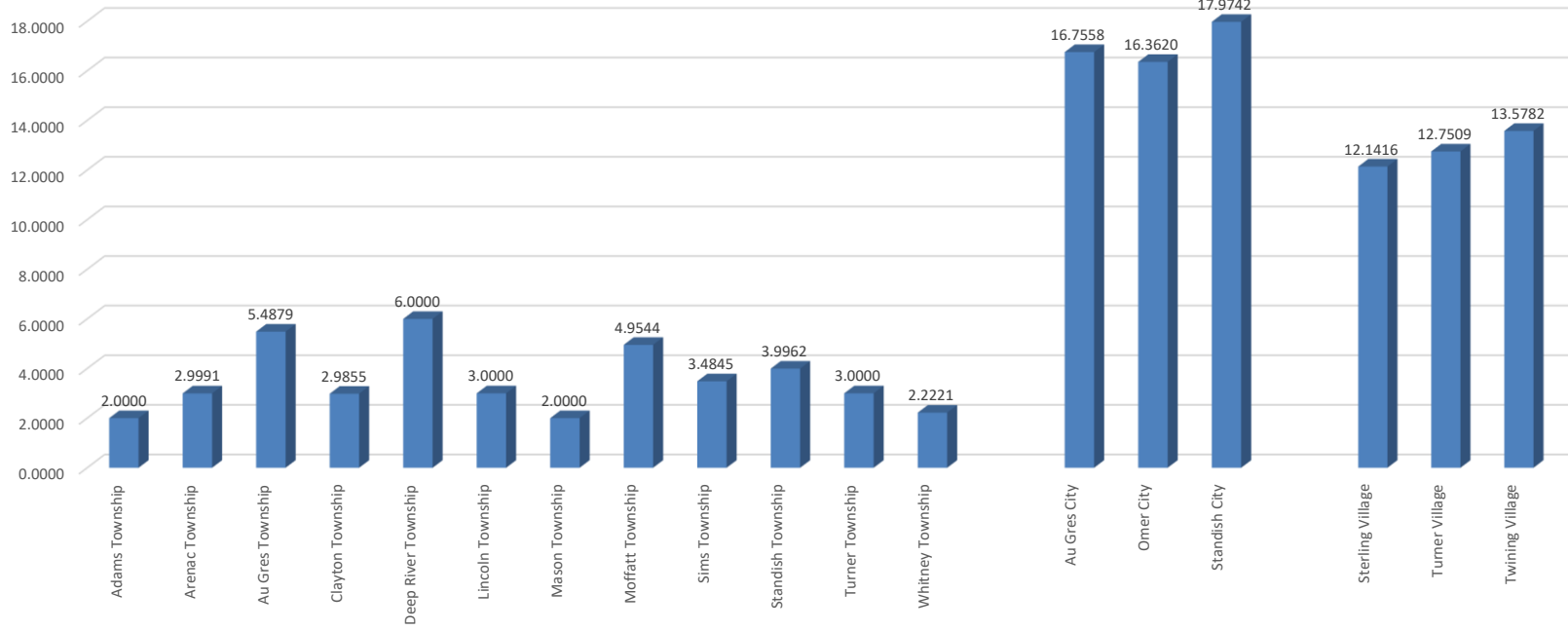
Arenac County Taxable Values

Government Unit School District & Taxable Status	School	ISD		Total Gov't Unit		Authority	
Adams Township Standish-Sterling School District [Non-PRE] Standish-Sterling School District [PRE] Standish-Sterling School District [Com. Personal] Standish-Sterling School District [Ind. Personal]	\$6,247,279 \$11,828,764 \$334,700 \$0 \$18,410,743	Bay Arenac ISD	\$18,410,743	All Property Real Only	\$18,410,743 \$16,104,343		
Arenac Township Au Gres-Sims School District [Non-PRE] Au Gres-Sims School District [PRE] Au Gres-Sims School District [Com. Personal] Au Gres-Sims School District [Ind. Personal]	\$1,265,295 \$1,143,253 \$0 \$0 \$2,408,548	Bay Arenac ISD	\$2,408,548	All Property Real Only	\$28,059,413 \$24,964,113		
Standish-Sterling School District [Non-PRE] Standish-Sterling School District [PRE] Standish-Sterling School District [Com. Personal] Standish-Sterling School District [Ind. Personal]	\$9,272,109 \$16,091,956 \$228,600 \$58,200 \$25,650,865	Bay Arenac ISD	\$25,650,865				
Au Gres Township Au Gres-Sims School District [Non-PRE] Au Gres-Sims School District [PRE] Au Gres-Sims School District [Com. Personal] Au Gres-Sims School District [Ind. Personal]	\$21,865,903 \$23,048,217 \$780,200 \$500 \$45,694,820	Bay Arenac ISD	\$45,694,820	All Property Real Only	\$45,694,820 \$43,327,120	Au Gres-Sims Fire	\$45,694,820
Clayton Township Standish-Sterling School District [Non-PRE] Standish-Sterling School District [PRE] Standish-Sterling School District [Com. Personal] Standish-Sterling School District [Ind. Personal]	\$9,529,738 \$16,917,854 \$24,400 \$45,100 \$26,517,092	Bay Arenac ISD	\$26,517,092	All Property Real Only	\$31,208,275 \$29,495,875		
Whittemore-Prescot School District [Non-PRE] Whittemore-Prescot School District [PRE] Whittemore-Prescot School District [Com. Personal] Whittemore-Prescot School District [Ind. Personal]	\$2,022,452 \$2,668,731 \$0 \$0 \$4,691,183	Iosco ISD	\$4,691,183				
Deep River Township Standish-Sterling School District [Non-PRE] Standish-Sterling School District [PRE] Standish-Sterling School District [Com. Personal] Standish-Sterling School District [Ind. Personal]	\$17,470,355 \$36,898,073 \$51,200 \$126,100 \$54,545,728	Bay Arenac ISD	\$54,545,728	All Property Real Only	\$54,545,728 \$51,749,528		
Lincoln Township Standish-Sterling School District [Non-PRE] Standish-Sterling School District [PRE] Standish-Sterling School District [Com. Personal] Standish-Sterling School District [Ind. Personal]	\$8,121,195 \$18,623,571 \$1,219,200 \$300 \$27,964,266	Bay Arenac ISD	\$27,964,266	All Property Real Only	\$27,964,266 \$25,047,466		
Mason Township Standish-Sterling School District [Non-PRE] Standish-Sterling School District [PRE] Standish-Sterling School District [Com. Personal] Standish-Sterling School District [Ind. Personal]	\$6,185,258 \$10,201,967 \$66,400 \$0 \$16,453,625	Bay Arenac ISD	\$16,453,625	All Property Real Only	\$21,846,697 \$19,950,897		
Whittemore-Prescot School District [Non-PRE] Whittemore-Prescot School District [PRE] Whittemore-Prescot School District [Com. Personal] Whittemore-Prescot School District [Ind. Personal]	\$1,678,704 \$3,714,368 \$0 \$0 \$5,393,072	Iosco ISD	\$5,393,072				
Moffatt Township Standish-Sterling School District [Non-PRE] Standish-Sterling School District [PRE] Standish-Sterling School District [Com. Personal] Standish-Sterling School District [Ind. Personal]	\$29,682,593 \$24,015,471 \$363,000 \$0 \$54,061,064	Bay Arenac ISD	\$54,061,064	All Property Real Only	\$54,061,064 \$48,220,864		
Sims Township Au Gres-Sims School District [Non-PRE] Au Gres-Sims School District [PRE] Au Gres-Sims School District [Com. Personal] Au Gres-Sims School District [Ind. Personal]	\$55,360,720 \$34,715,273 \$357,800 \$0 \$90,433,793	Bay Arenac ISD	\$90,433,793	All Property Real Only	\$90,433,793 \$87,580,293	Au Gres-Sims Fire	\$90,433,793
Standish Township Standish-Sterling School District [Non-PRE] Standish-Sterling School District [PRE] Standish-Sterling School District [Com. Personal] Standish-Sterling School District [Ind. Personal]	\$20,501,843 \$30,836,382 \$767,500 \$0 \$52,105,725	Bay Arenac ISD	\$52,105,725	All Property Real Only	\$52,105,725 \$44,720,125		

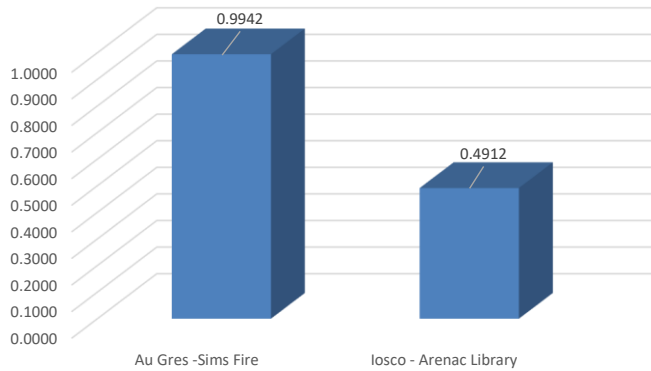
Arenac County Taxable Values

Turner Township						
Au Gres-Sims School District [Non-PRE]	\$10,493,882	Bay Arenac ISD	\$25,327,063	All Property Real Only	\$25,350,340 \$19,822,740	
Au Gres-Sims School District [PRE]	\$14,794,581					
Au Gres-Sims School District [Com. Personal]	\$38,600					
Au Gres-Sims School District [Ind. Personal]	\$0					
	\$25,327,063					
Whittemore-Prescot School District [Non-PRE]						
Whittemore-Prescot School District [PRE]	\$2,800	Iosco ISD	\$23,277			
Whittemore-Prescot School District [Com. Personal]	\$20,477					
Whittemore-Prescot School District [Ind. Personal]	\$0					
	\$0					
	\$23,277					
Whitney Township						
Au Gres-Sims School District [Non-PRE]	\$22,200,997	Bay Arenac ISD	\$39,220,044	All Property Real Only	\$78,673,308 \$74,078,377	
Au Gres-Sims School District [PRE]	\$16,920,126					
Au Gres-Sims School District [Com. Personal]	\$98,921					
Au Gres-Sims School District [Ind. Personal]	\$0					
	\$39,220,044					
Tawas School District [Non-PRE]						
Tawas School District [PRE]	\$22,963,137	Iosco ISD	\$39,453,264			
Tawas School District [Com. Personal]	\$16,462,717					
Tawas School District [Ind. Personal]	\$27,410					
	\$0					
	\$39,453,264					
Au Gres City						
Au Gres-Sims School District [Non-PRE]	\$16,469,336	Bay Arenac ISD	\$28,123,858	All Property Real Only	\$28,123,858 \$26,920,258	Au Gres-Sims Fire \$28,123,858
Au Gres-Sims School District [PRE]	\$11,474,022					
Au Gres-Sims School District [Com. Personal]	\$106,900					
Au Gres-Sims School District [Ind. Personal]	\$73,600					
	\$28,123,858					
Omer City						
Standish-Sterling School District [Non-PRE]	\$3,184,218	Bay Arenac ISD	\$5,984,045	All Property Real Only	\$5,984,045 \$4,869,145	
Standish-Sterling School District [PRE]	\$2,647,827					
Standish-Sterling School District [Com. Personal]	\$152,000					
Standish-Sterling School District [Ind. Personal]	\$0					
	\$5,984,045					
Standish City						
Standish-Sterling School District [Non-PRE]	\$24,308,867	Bay Arenac ISD	\$37,798,311	All Property Real Only	\$37,798,311 \$33,420,361	
Standish-Sterling School District [PRE]	\$11,176,394					
Standish-Sterling School District [Com. Personal]	\$1,772,450					
Standish-Sterling School District [Ind. Personal]	\$540,600					
	\$37,798,311					
Village of Sterling	7,967,779					
Village of Turner	2,078,134					
Village of Twining - Mason	1,104,166					
Village of Twining - Turner	2,682,052					

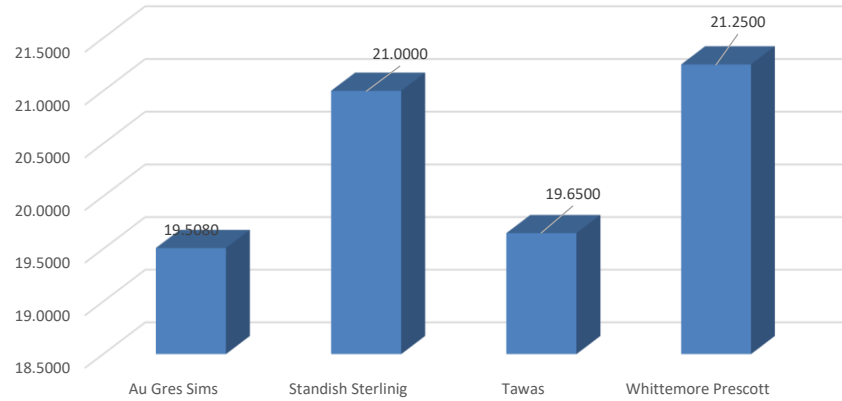
Local Unit Total Millage Rate Comparison



Taxing Authority Total Millage Rate Comparison



School District Millage Rate Comparison



Adams Township (001)

2020 Ad Valorem Taxes

Taxing Entity	Name	Purpose of Tax	Amount of Tax Mills	2020 Taxable Valuation	Estimate of Tax Dollars	Total Tax Mills	Total Est. Tax Dollars
County	Arenac	Operating	5.2000	\$18,410,743	\$95,736	10.8983	\$200,646
		Ambulance	0.7500		\$13,808		
		Road Patrol	1.2500		\$23,013		
		E-911	1.3500		\$24,855		
		Senior	0.7483		\$13,777		
		Road Repair	1.0000		\$18,411		
		Transportation	0.6000		\$11,046		

Township	Adams	Operating	1.0000	\$18,410,743	\$18,411	1.0000	\$18,411
----------	-------	-----------	--------	--------------	----------	--------	-----------------

Township Special Assessments	Adams	Fire PA 33 (real only)	1.0000	\$16,104,343	\$16,104	1.0000	\$16,104
------------------------------	-------	------------------------	--------	--------------	----------	--------	-----------------

School District	Standish-Sterling	Total Non-PRE	21.0000	\$6,247,279	\$131,193		\$169,691
		Total PRE	3.0000	\$11,828,764	\$35,486		
		Total Com Personal	9.0000	\$334,700	\$3,012		
		Total Ind Personal	3.0000	\$0	\$0		
		TOTAL COMBINED			\$18,410,743		

Interm. School	Bay Arenac	Operating	0.1890	\$18,410,743	\$3,480	7.7607	\$142,880
		Extra Voted	7.5717		\$139,401		

State Education	Michigan	State Education Tax	6.0000	\$18,410,743			\$110,464
-----------------	----------	---------------------	--------	--------------	--	--	------------------

Library	Iosco-Arenac	Operating & Ex Voted	0.4912	\$18,410,743			\$9,043
---------	--------------	----------------------	--------	--------------	--	--	----------------

Totals for Taxable Status by School District	Summer	Winter	Total
Standish-Sterling School District [Non-PRE]	5.2000	41.9502	47.1502
Standish-Sterling School District [PRE]	5.2	23.9502	29.1502
Standish-Sterling School District [Com. Personal]	5.2	29.9502	35.1502
Standish-Sterling School District [Ind. Personal]	5.2	17.9502	23.1502

Arenac Township (002)

2020 Ad Valorem Taxes

Taxing Entity	Name	Purpose of Tax	Amount of Tax Mills	2020 Taxable Valuation	Estimate of Tax Dollars	Total Tax Mills	Total Est. Tax Dollars
County	Arenac	Operating	5.2000	\$28,059,413	\$145,909	10.8983	\$305,800
		Ambulance	0.7500		\$21,045		
		Road Patrol	1.2500		\$35,074		
		E-911	1.3500		\$37,880		
		Senior	0.7483		\$20,997		
		Road Repair	1.0000		\$28,059		
		Transportation	0.6000		\$16,836		
Township	Arenac	Operating	0.9997	\$28,059,413	\$28,051	2.9991	\$84,153
		Fire	0.9997		\$28,051		
		Roads	0.9997		\$28,051		
Township Special Assessments	Arenac					0.0000	\$0
School District	Au Gres-Sims	Total Non-PRE	19.5080	\$1,265,295	\$24,683		\$26,970
		Total PRE	2.0000	\$1,143,253	\$2,287		
		Total Com Personal	7.5080	\$0	\$0		
		Total Ind Personal	2.0000	\$0	\$0		
		TOTAL COMBINED		\$2,408,548			
School District	Standish-Sterling	Total Non-PRE	21.0000	\$9,272,109	\$194,714		\$245,222
		Total PRE	3.0000	\$16,091,956	\$48,276		
		Total Com Personal	9.0000	\$228,600	\$2,057		
		Total Ind Personal	3.0000	\$58,200	\$175		
		TOTAL COMBINED		\$25,650,865			
Interm. School	Bay Arenac	Operating	0.1890	\$28,059,413	\$5,303	7.7607	\$217,761
		Extra Voted	7.5717		\$212,457		
State Education	Michigan	State Education Tax	6.0000	\$28,001,213			\$168,007

Taxing Entity	Name	Purpose of Tax	Amount of Tax Mills	#REF!	Estimate of Tax Dollars	Total Tax Mills	Total Est. Tax Dollars
Library	Iosco-Arenac	Operating & Ex Voted	0.4912		\$28,059,413		\$13,783

Totals for Taxable Status by School District	Summer	Winter	Total
Au Gres-Sims School District [Non-PRE]	24.7080	22.9493	47.6573
Au Gres-Sims School District [PRE]	7.2	22.9493	30.1493
Au Gres-Sims School District [Com. Personal]	12.708	22.9493	35.6573
Au Gres-Sims School District [Ind. Personal]	7.2	16.9493	24.1493
Standish-Sterling School District [Non-PRE]	5.2000	43.9493	49.1493
Standish-Sterling School District [PRE]	5.2	25.9493	31.1493
Standish-Sterling School District [Com. Personal]	5.2	31.9493	37.1493
Standish-Sterling School District [Ind. Personal]	5.2	19.9493	25.1493

Au Gres Township (003)

2020 Ad Valorem Taxes

Taxing Entity	Name	Purpose of Tax	Amount of Tax Mills	2020 Taxable Valuation	Estimate of Tax Dollars	Total Tax Mills	Total Est. Tax Dollars
County	Arenac	Operating	5.2000	\$45,694,820	\$237,613	10.8983	\$497,996
		Ambulance	0.7500		\$34,271		
		Road Patrol	1.2500		\$57,119		
		E-911	1.3500		\$61,688		
		Senior	0.7483		\$34,193		
		Road Repair	1.0000		\$45,695		
		Transportation	0.6000		\$27,417		
Township	Au Gres	Operating	0.9879	\$45,694,820	\$45,142	5.4879	\$250,769
		Roads	2.0000		\$91,390		
		Mosquito	1.5000		\$68,542		
		Ditching	1.0000		\$45,695		
Township Special Assessments	Au Gres					0.0000	\$0
School District	Au Gres-Sims	Total Non-PRE	19.5080	\$21,865,903	\$426,560		\$478,515
		Total PRE	2.0000	\$23,048,217	\$46,096		
		Total Com Personal	7.5080	\$780,200	\$5,858		
		Total Ind Personal	2.0000	\$500	\$1		
		TOTAL COMBINED		\$45,694,820			
Interm. School	Bay Arenac	Operating	0.1890	\$45,694,820	\$8,636	7.7607	\$354,624
		Extra Voted	7.5717		\$345,987		
State Education	Michigan	State Education Tax	6.0000	\$45,694,320			\$274,166
Library	Iosco-Arenac	Operating & Ex Voted	0.4912	\$45,694,820			\$22,445
Authority	Au Gres-Sims Fire	Operating & Ex Voted	0.9942	\$45,694,820			\$45,430
Totals for Taxable Status by School District			Summer	Winter	Total		
Au Gres-Sims School District [Non-PRE]			24.7080	25.4381	50.1461		
Au Gres-Sims School District [PRE]			7.2	25.4381	32.6381		
Au Gres-Sims School District [Com. Personal]			12.708	25.4381	38.1461		
Au Gres-Sims School District [Ind. Personal]			7.2	19.4381	26.6381		

Clayton Township (004)

2020 Ad Valorem Taxes

Taxing Entity	Name	Purpose of Tax	Amount of Tax Mills	2020 Taxable Valuation	Estimate of Tax Dollars	Total Tax Mills	Total Est. Tax Dollars
County	Arenac	Operating	5.2000	\$31,208,275	\$162,283	10.8983	\$340,117
		Ambulance	0.7500		\$23,406		
		Road Patrol	1.2500		\$39,010		
		E-911	1.3500		\$42,131		
		Senior	0.7483		\$23,353		
		Road Repair	1.0000		\$31,208		
		Transportation	0.6000		\$18,725		
Township	Clayton	Operating	1.0000	\$31,208,275	\$31,208	1.9855	\$61,964
		Roads	0.9855		\$30,756		
Township Special Assessments	Clayton	Fire PA 33 (real only)	1.0000	\$29,495,875	\$29,496	1.0000	\$29,496
School District	Standish-Sterling	Total Non-PRE	21.0000	\$9,529,738	\$200,124		\$251,233
		Total PRE	3.0000	\$16,917,854	\$50,754		
		Total Com Personal	9.0000	\$24,400	\$220		
		Total Ind Personal	3.0000	\$45,100	\$135		
		TOTAL COMBINED		\$26,517,092			
School District	Whittemore-Prescott	Total Non-PRE	21.2500	\$2,022,452	\$42,977		\$51,650
		Total PRE	3.2500	\$2,668,731	\$8,673		
		Total Com Personal	9.2500	\$0	\$0		
		Total Ind Personal	3.2500	\$0	\$0		
		TOTAL COMBINED		\$4,691,183			
Interm. School	Bay Arenac	Operating	0.1890	\$26,517,092	\$5,012	7.7607	\$205,791
		Extra Voted	7.5717		\$200,779		
Interm. School	Iosco ISD	Operating	0.2121	\$4,691,183	\$995	1.4992	\$35,125
		Extra Voted	1.2871		\$34,130		
State Education	Michigan	State Education Tax	6.0000	\$31,163,175			\$186,979
Library	Iosco-Arenac	Operating & Ex Voted	0.4912	\$31,208,275			\$15,330

Clayton Township (004)**2020 Ad Valorem Taxes**

Totals for Taxable Status by School District	Summer	Winter	Total
Standish-Sterling School District [Non-PRE]	5.2000	42.9357	48.1357
Standish-Sterling School District [PRE]	5.2	24.9357	30.1357
Standish-Sterling School District [Com. Personal]	5.2	30.9357	36.1357
Standish-Sterling School District [Ind. Personal]	5.2	18.9357	24.1357
Whittemore-Prescott School District [Non-PRE]	5.2000	36.9242	42.1242
Whittemore-Prescott School District [PRE]	5.2	18.9242	24.1242
Whittemore-Prescott School District [Com. Personal]	5.2	24.9242	30.1242
Whittemore-Prescott School District [Ind. Personal]	5.2	12.9242	18.1242

Deep River Township (005)

2020 Ad Valorem Taxes

Taxing Entity	Name	Purpose of Tax	Amount of Tax Mills	2020 Taxable Valuation	Estimate of Tax Dollars	Total Tax Mills	Total Est. Tax Dollars
County	Arenac	Operating	5.2000	\$54,545,728	\$283,638	10.8983	\$594,456
		Ambulance	0.7500		\$40,909		
		Road Patrol	1.2500		\$68,182		
		E-911	1.3500		\$73,637		
		Senior	0.7483		\$40,817		
		Road Repair	1.0000		\$54,546		
		Transportation	0.6000		\$32,727		

Township	Deep River	Operating	1.0000	\$54,545,728	\$54,546	5.0000	\$272,729
		Roads	1.0000		\$54,546		
		Mosquito	1.0000		\$54,546		
		Gypsy Moth	2.0000		\$109,091		

Township Special Assessments	Deep River	Fire PA 33 (real only)	1.0000	\$51,749,528	\$51,750	1.0000	\$51,750
------------------------------	------------	------------------------	--------	--------------	----------	--------	----------

Village	Sterling	Operating	12.1416	\$7,967,779	\$96,742	12.1416	\$96,742
---------	----------	-----------	---------	-------------	----------	---------	----------

School District	Standish-Sterling	Total Non-PRE	21.0000	\$17,470,355	\$366,877		\$478,411
		Total PRE	3.0000	\$36,898,073	\$110,694		
		Total Com Personal	9.0000	\$51,200	\$461		
		Total Ind Personal	3.0000	\$126,100	\$378		
		TOTAL COMBINED			\$54,545,728		

Interm. School	Bay Arenac	Operating	0.1890	\$54,545,728	\$10,309	7.7607	\$423,313
		Extra Voted	7.5717		\$413,004		

State Education	Michigan	State Education Tax	6.0000	\$54,419,628			\$326,518
-----------------	----------	---------------------	--------	--------------	--	--	-----------

Library	Iosco-Arenac	Operating & Ex Voted	0.4912	\$54,545,728			\$26,793
---------	--------------	----------------------	--------	--------------	--	--	----------

Totals for Taxable Status by School District		Summer	Winter	Total
Standish-Sterling School District [Non-PRE]		5.2000	45.9502	51.1502
Standish-Sterling School District [PRE]		5.2	27.9502	33.1502
Standish-Sterling School District [Com. Personal]		5.2	33.9502	39.1502
Standish-Sterling School District [Ind. Personal]		5.2	21.9502	27.1502

Sterling Village Properties Only				
Totals for Taxable Status by School District		Summer	Winter	Total
Standish-Sterling School District [Non-PRE]		17.3416	45.9502	63.2918
Standish-Sterling School District [PRE]		17.3416	27.9502	45.2918
Standish-Sterling School District [Com. Personal]		17.3416	33.9502	51.2918
Standish-Sterling School District [Ind. Personal]		17.3416	21.9502	39.2918

Lincoln Township (006)

2020 Ad Valorem Taxes

Taxing Entity	Name	Purpose of Tax	Amount of Tax Mills	2020 Taxable Valuation	Estimate of Tax Dollars	Total Tax Mills	Total Est. Tax Dollars
County	Arenac	Operating	5.2000	\$27,964,266	\$145,414	10.8983	\$304,763
		Ambulance	0.7500		\$20,973		
		Road Patrol	1.2500		\$34,955		
		E-911	1.3500		\$37,752		
		Senior	0.7483		\$20,926		
		Road Repair	1.0000		\$27,964		
		Transportation	0.6000		\$16,779		
Township	Lincoln	Operating	1.0000	\$27,964,266	\$27,964	2.0000	\$55,929
		Roads	1.0000		\$27,964		
Township Special Assessments	Lincoln	Fire PA 33 (real only)	1.0000	\$25,047,466	\$25,047	1.0000	\$25,047
School District	Standish-Sterling	Total Non-PRE	21.0000	\$8,121,195	\$170,545		\$237,390
		Total PRE	3.0000	\$18,623,571	\$55,871		
		Total Com Personal	9.0000	\$1,219,200	\$10,973		
		Total Ind Personal	3.0000	\$300	\$1		
		TOTAL COMBINED		\$27,964,266			
Interm. School	Bay Arenac	Operating	0.1890	\$27,964,266	\$5,285	7.7607	\$217,022
		Extra Voted	7.5717		\$211,737		
State Education	Michigan	State Education Tax	6.0000	\$27,963,966			\$167,784
Library	Iosco-Arenac	Operating & Ex Voted	0.4912	\$27,964,266			\$13,736
Totals for Taxable Status by School District			Summer	Winter	Total		
Standish-Sterling School District [Non-PRE]			5.2000	42.9502	48.1502		
Standish-Sterling School District [PRE]			5.2	24.9502	30.1502		
Standish-Sterling School District [Com. Personal]			5.2	30.9502	36.1502		
Standish-Sterling School District [Ind. Personal]			5.2	18.9502	24.1502		

Mason Township (007)

2020 Ad Valorem Taxes

Taxing Entity	Name	Purpose of Tax	Amount of Tax Mills	2020 Taxable Valuation	Estimate of Tax Dollars	Total Tax Mills	Total Est. Tax Dollars
County	Arenac	Operating	5.2000	\$21,846,697	\$113,603	10.8983	\$238,092
		Ambulance	0.7500		\$16,385		
		Road Patrol	1.2500		\$27,308		
		E-911	1.3500		\$29,493		
		Senior	0.7483		\$16,348		
		Road Repair	1.0000		\$21,847		
		Transportation	0.6000		\$13,108		
Township	Mason	Operating	1.0000	\$21,846,697	\$21,847	2.0000	\$43,693
		Roads	1.0000		\$21,847		
Township Special Assessments	Mason					0.0000	\$0
Village	Twining	Operating	13.5782	\$1,104,166	\$14,993	13.5782	\$14,993
School District	Standish-Sterling	Total Non-PRE	21.0000	\$6,185,258	\$129,890		\$161,094
		Total PRE	3.0000	\$10,201,967	\$30,606		
		Total Com Personal	9.0000	\$66,400	\$598		
		Total Ind Personal	3.0000	\$0	\$0		
		TOTAL COMBINED		\$16,453,625			
School District	Whittemore- Prescott	Total Non-PRE	21.2500	\$1,678,704	\$35,672		\$47,744
		Total PRE	3.2500	\$3,714,368	\$12,072		
		Total Com Personal	9.2500	\$0	\$0		
		Total Ind Personal	3.2500	\$0	\$0		
		TOTAL COMBINED		\$5,393,072			
Interm. School	Bay Arenac	Operating	0.1890	\$16,453,625	\$3,110	7.7607	\$127,692
		Extra Voted	7.5717		\$124,582		
Interm. School	Iosco ISD	Operating	0.2121	\$5,393,072	\$1,144	1.4992	\$8,085
		Extra Voted	1.2871		\$6,941		
State Education	Michigan	State Education Tax	6.0000	\$21,846,697			\$131,080
Library	Iosco-Arenac	Operating & Ex Voted	0.4912	\$21,846,697			\$10,731

Totals for Taxable Status by School District	Summer	Winter	Total
Whittemore-Prescott School District [Non-PRE]	5.2000	36.9387	42.1387
Whittemore-Prescott School District [PRE]	5.2	18.9387	24.1387
Whittemore-Prescott School District [Com. Personal]	5.2	24.9387	30.1387
Whittemore-Prescott School District [Ind. Personal]	5.2	12.9387	18.1387

Twining Village Properties Only			
Totals for Taxable Status by School District	Summer	Winter	Total
Standish-Sterling School District [Non-PRE]	18.7782	42.9502	61.7284
Standish-Sterling School District [PRE]	18.7782	24.9502	43.7284
Standish-Sterling School District [Com. Personal]	18.7782	30.9502	49.7284
Standish-Sterling School District [Ind. Personal]	18.7782	18.9502	37.7284

Moffatt Township (008)

2020 Ad Valorem Taxes

Taxing Entity	Name	Purpose of Tax	Amount of Tax Mills	2020 Taxable Valuation	Estimate of Tax Dollars	Total Tax Mills	Total Est. Tax Dollars
County	Arenac	Operating	5.2000	\$54,061,064	\$281,118	10.8983	\$589,174
		Ambulance	0.7500		\$40,546		
		Road Patrol	1.2500		\$67,576		
		E-911	1.3500		\$72,982		
		Senior	0.7483		\$40,454		
		Road Repair	1.0000		\$54,061		
		Transportation	0.6000	\$32,437			

Township	Moffatt	Operating	1.0000	\$54,061,064	\$54,061	4.9544	\$267,840
		Roads 1	0.9886		\$53,445		
		Roads 2	0.9886		\$53,445		
		Fire	1.9772		\$106,890		

Township	Moffatt					0.0000	\$0
Special Assessments							

School District	Standish-Sterling	Total Non-PRE	21.0000	\$29,682,593	\$623,334		\$698,648
		Total PRE	3.0000	\$24,015,471	\$72,046		
		Total Com Personal	9.0000	\$363,000	\$3,267		
		Total Ind Personal	3.0000	\$0	\$0		
		TOTAL COMBINED			\$54,061,064		

Interm. School	Bay Arenac	Operating	0.1890	\$54,061,064	\$10,218	7.7607	\$419,552
		Extra Voted	7.5717		\$409,334		

State Education	Michigan	State Education Tax	6.0000	\$54,061,064			\$324,366
-----------------	----------	---------------------	--------	--------------	--	--	------------------

Library	Iosco-Arenac	Operating & Ex Voted	0.4912	\$54,061,064			\$26,555
---------	--------------	----------------------	--------	--------------	--	--	-----------------

Totals for Taxable Status by School District		Summer	Winter	Total
Standish-Sterling School District [Non-PRE]		5.2000	45.9046	51.1046
Standish-Sterling School District [PRE]		5.2	27.9046	33.1046
Standish-Sterling School District [Com. Personal]		5.2	33.9046	39.1046
Standish-Sterling School District [Ind. Personal]		5.2	21.9046	27.1046

Sims Township (009)

2020 Ad Valorem Taxes

Taxing Entity	Name	Purpose of Tax	Amount of Tax Mills	2020 Taxable Valuation	Estimate of Tax Dollars	Total Tax Mills	Total Est. Tax Dollars
County	Arenac	Operating	5.2000	\$90,433,793	\$470,256	10.8983	\$985,575
		Ambulance	0.7500		\$67,825		
		Road Patrol	1.2500		\$113,042		
		E-911	1.3500		\$122,086		
		Senior	0.7483		\$67,672		
		Road Repair	1.0000		\$90,434		
		Transportation	0.6000		\$54,260		

Township	Sims	Operating	0.9953	\$90,433,793	\$90,009	3.4845	\$315,117
		Mosq & Gypsy Moth	1.0000		\$90,434		
		Police	1.0000		\$90,434		
		Roads	0.4892		\$44,240		

Township Special Assessments	Sims					0.0000	\$0
------------------------------	-------------	--	--	--	--	--------	------------

School District	Au Gres-Sims	Total Non-PRE	19.5080	\$90,433,793	\$1,079,977		\$1,152,094	
		Total PRE	2.0000		\$34,715,273			\$69,431
		Total Com Personal	7.5080		\$357,800			\$2,686
		Total Ind Personal	2.0000		\$0			\$0
		TOTAL COMBINED			\$90,433,793			

Interm. School	Bay Arenac	Operating	0.1890	\$90,433,793	\$17,092	7.7607	\$701,830
		Extra Voted	7.5717		\$684,738		

State Education	Michigan	State Education Tax	6.0000	\$90,433,793			\$542,603
-----------------	-----------------	---------------------	--------	--------------	--	--	------------------

Library	Iosco-Arenac	Operating & Ex Voted	0.4912	\$90,433,793			\$44,421
---------	---------------------	----------------------	--------	--------------	--	--	-----------------

Authority	Au Gres-Sims Fire	Operating & Ex Voted	0.9942	\$90,433,793			\$89,909
-----------	--------------------------	----------------------	--------	--------------	--	--	-----------------

Totals for Taxable Status by School District		Summer	Winter	Total
Au Gres-Sims School District [Non-PRE]		24.7080	23.4347	48.1427
Au Gres-Sims School District [PRE]		7.2	23.4347	30.6347
Au Gres-Sims School District [Com. Personal]		12.708	23.4347	36.1427
Au Gres-Sims School District [Ind. Personal]		7.2	17.4347	24.6347

Standish Township (010)

2020 Ad Valorem Taxes

Taxing Entity	Name	Purpose of Tax	Amount of Tax Mills	2020 Taxable Valuation	Estimate of Tax Dollars	Total Tax Mills	Total Est. Tax Dollars
County	Arenac	Operating	5.2000	\$52,105,725	\$270,950	10.8983	\$567,864
		Ambulance	0.7500		\$39,079		
		Road Patrol	1.2500		\$65,132		
		E-911	1.3500		\$70,343		
		Senior	0.7483		\$38,991		
		Road Repair	1.0000		\$52,106		
		Transportation	0.6000		\$31,263		
Township	Standish	Operating	0.9981	\$52,105,725	\$52,007	1.9962	\$104,013
		Roads	0.9981		\$52,007		
Township Special Assessments	Standish	Fire PA 33 (real only)	2.0000	\$44,720,125	\$89,440	2.0000	\$89,440
School District	Standish-Sterling	Total Non-PRE	21.0000	\$20,501,843	\$430,539		\$529,955
		Total PRE	3.0000	\$30,836,382	\$92,509		
		Total Com Personal	9.0000	\$767,500	\$6,908		
		Total Ind Personal	3.0000	\$0	\$0		
		TOTAL COMBINED			\$52,105,725		
Interm. School	Bay Arenac	Operating	0.1890	\$52,105,725	\$9,848	7.7607	\$404,377
		Extra Voted	7.5717		\$394,529		
State Education	Michigan	State Education Tax	6.0000	\$52,105,725			\$312,634
Library	Iosco-Arenac	Operating & Ex Voted	0.4912	\$52,105,725			\$25,594
Totals for Taxable Status by School District			Summer	Winter	Total		
Standish-Sterling School District [Non-PRE]			5.2000	42.9464	48.1464		
Standish-Sterling School District [PRE]			5.2	24.9464	30.1464		
Standish-Sterling School District [Com. Personal]			5.2	30.9464	36.1464		
Standish-Sterling School District [Ind. Personal]			5.2	18.9464	24.1464		

Turner Township (011)

2020 Ad Valorem Taxes

Taxing Entity	Name	Purpose of Tax	Amount of Tax Mills	2020 Taxable Valuation	Estimate of Tax Dollars	Total Tax Mills	Total Est. Tax Dollars
County	Arenac	Operating	5.2000	\$25,350,340	\$131,822	10.8983	\$276,276
		Ambulance	0.7500		\$19,013		
		Road Patrol	1.2500		\$31,688		
		E-911	1.3500		\$34,223		
		Senior	0.7483		\$18,970		
		Road Repair	1.0000		\$25,350		
		Transportation	0.6000		\$15,210		
Township	Turner	Operating	1.0000	\$25,350,340	\$25,350	3.0000	\$76,051
		Fire	1.0000		\$25,350		
		Roads	1.0000		\$25,350		
Township Special Assessments	Turner					0.0000	\$0
Village	Turner	Operating	12.7509	\$2,078,134	\$26,498	12.7509	\$26,498
Village	Twining	Operating	13.5782	\$2,682,052	\$28,217	13.5782	\$28,217
School District	Au Gres-Sims	Total Non-PRE	19.5080	\$10,493,882	\$204,715		\$234,594
		Total PRE	2.0000	\$14,794,581	\$29,589		
		Total Com Personal	7.5080	\$38,600	\$290		
		Total Ind Personal	2.0000	\$0	\$0		
		TOTAL COMBINED		\$25,327,063			
School District	Whittemore-Prescott	Total Non-PRE	21.2500	\$2,800	\$60		\$126
		Total PRE	3.2500	\$20,477	\$67		
		Total Com Personal	9.2500	\$0	\$0		
		Total Ind Personal	3.2500	\$0	\$0		
		TOTAL COMBINED		\$23,277			
Interm. School	Bay Arenac	Operating	0.1890	\$25,327,063	\$4,787	7.7607	\$196,556
		Extra Voted	7.5717		\$191,769		
Interm. School	Iosco	Operating	0.2121	\$23,277	\$5	1.4992	\$35
		Extra Voted	1.2871		\$30		
State Education	Michigan	State Education Tax	6.0000	\$25,350,340			\$152,102
Library	Iosco-Arenac	Operating & Ex Voted	0.4912	\$25,350,340			\$12,452

Totals for Taxable Status by School District	Summer	Winter	Total
Au Gres-Sims School District [Non-PRE]	24.7080	22.9502	47.6582
Au Gres-Sims School District [PRE]	7.2	22.9502	30.1502
Au Gres-Sims School District [Com. Personal]	12.708	22.9502	35.6582
Au Gres-Sims School District [Ind. Personal]	7.2	16.9502	24.1502
Whittemore-Prescott School District [Non-PRE]	5.2000	37.9387	43.1387
Whittemore-Prescott School District [PRE]	5.2	19.9387	25.1387
Whittemore-Prescott School District [Com. Personal]	5.2	25.9387	31.1387
Whittemore-Prescott School District [Ind. Personal]	5.2	13.9387	19.1387

Turner Village Properties Only			
Totals for Taxable Status by School District	Summer	Winter	Total
Au Gres-Sims School District [Non-PRE]	37.4589	22.9502	60.4091
Au Gres-Sims School District [PRE]	19.9509	22.9502	42.9011
Au Gres-Sims School District [Com. Personal]	25.4589	22.9502	48.4091
Au Gres-Sims School District [Ind. Personal]	19.9509	16.9502	36.9011

Twining Village Properties Only			
Totals for Taxable Status by School District	Summer	Winter	Total
Au Gres-Sims School District [Non-PRE]	38.2862	22.9502	61.2364
Au Gres-Sims School District [PRE]	20.7782	22.9502	43.7284
Au Gres-Sims School District [Com. Personal]	26.2862	22.9502	49.2364
Au Gres-Sims School District [Ind. Personal]	20.7782	16.9502	37.7284

Whitney Township (012)

2020 Ad Valorem Taxes

Taxing Entity	Name	Purpose of Tax	Amount of Tax Mills	2020 Taxable Valuation	Estimate of Tax Dollars	Total Tax Mills	Total Est. Tax Dollars
County	Arenac	Operating	5.2000	\$78,673,308	\$409,101	10.8983	\$857,405
		Ambulance	0.7500		\$59,005		
		Road Patrol	1.2500		\$98,342		
		E-911	1.3500		\$106,209		
		Senior	0.7483		\$58,871		
		Road Repair	1.0000		\$78,673		
		Transportation	0.6000		\$47,204		
Township	Whitney	Operating	0.9814	\$78,673,308	\$77,210	2.2221	\$174,820
		Mosquito	0.7500		\$59,005		
		Roads	0.4907		\$38,605		
Township Special Assessments	Whitney					0.0000	\$0
School District	Au Gres-Sims	Total Non-PRE	19.5080	\$22,200,997	\$433,097		\$467,680
		Total PRE	2.0000	\$16,920,126	\$33,840		
		Total Com Personal	7.5080	\$98,921	\$743		
		Total Ind Personal	2.0000	\$0	\$0		
		TOTAL COMBINED		\$39,220,044			
School District	Tawas Area	Total Non-PRE	19.6500	\$22,963,137	\$451,226		\$478,599
		Total PRE	1.6500	\$16,462,717	\$27,163		
		Total Com Personal	7.6500	\$27,410	\$210		
		Total Ind Personal	1.6500	\$0	\$0		
		TOTAL COMBINED		\$39,453,264			
Interm. School	Bay Arenac	Operating	0.1890	\$39,220,044	\$7,413	7.7607	\$304,375
		Extra Voted	7.5717		\$296,962		
Interm. School	Iosco	Operating	0.2121	\$39,453,264	\$8,368	1.4992	\$59,148
		Extra Voted	1.2871		\$50,780		
State Education	Michigan	State Education Tax	6.0000	\$78,673,308			\$472,040
Library	Iosco-Arenac	Operating & Ex Voted	0.4912	\$39,220,044			\$19,265

Whitney Township (012)**2020 Ad Valorem Taxes**

Totals for Taxable Status by School District	Summer	Winter	Total
Au Gres-Sims School District [Non-PRE]	24.7080	22.1723	46.8803
Au Gres-Sims School District [PRE]	7.2	22.1723	29.3723
Au Gres-Sims School District [Com. Personal]	12.708	22.1723	34.8803
Au Gres-Sims School District [Ind. Personal]	7.2	16.1723	23.3723
Tawas School District [Non-PRE]	24.8500	15.9108	40.7608
Tawas School District [PRE]	6.85	15.9108	22.7608
Tawas School District [Com. Personal]	12.85	15.9108	28.7608
Tawas School District [Ind. Personal]	6.85	9.9108	16.7608

Au Gres City (020)

2020 Ad Valorem Taxes

Taxing Entity	Name	Purpose of Tax	Amount of Tax Mills	2020 Taxable Valuation	Estimate of Tax Dollars	Total Tax Mills	Total Est. Tax Dollars
County	Arenac	Operating	5.2000	\$28,123,858	\$146,244	10.8983	\$306,502
		Ambulance	0.7500		\$21,093		
		Road Patrol	1.2500		\$35,155		
		E-911	1.3500		\$37,967		
		Senior	0.7483		\$21,045		
		Road Repair	1.0000		\$28,124		
		Transportation	0.6000		\$16,874		

City	Au Gres	Operating	12.4445	\$28,123,858	\$349,987	16.7558	\$471,238
		Police	3.0613		\$86,096		
		Mosquito	1.2500		\$35,155		

City Special Assessments	Au Gres					0.0000	\$0
--------------------------	----------------	--	--	--	--	--------	------------

School District	Au Gres-Sims	Total Non-PRE	19.5080	\$16,469,336	\$321,284		\$345,182
		Total PRE	2.0000	\$11,474,022	\$22,948		
		Total Com Personal	7.5080	\$106,900	\$803		
		Total Ind Personal	2.0000	\$73,600	\$147		
		TOTAL COMBINED		\$28,123,858			

Interm. School	Bay Arenac	Operating	0.1890	\$28,123,858	\$5,315	7.7607	\$218,261
		Extra Voted	7.5717		\$212,945		

State Education	Michigan	State Education Tax	6.0000	\$28,050,258			\$168,302
-----------------	-----------------	---------------------	--------	--------------	--	--	------------------

Library	Iosco-Arenac	Operating & Ex Voted	0.4912	\$28,123,858			\$13,814
---------	---------------------	----------------------	--------	--------------	--	--	-----------------

Authority	Au Gres-Sims Fire	Operating & Ex Voted	0.9942	\$28,123,858			\$27,961
-----------	--------------------------	----------------------	--------	--------------	--	--	-----------------

Totals for Taxable Status by School District		Summer	Winter	Total
Au Gres-Sims School District [Non-PRE]		41.4638	19.9502	61.4140
Au Gres-Sims School District [PRE]		23.9558	19.9502	43.9060
Au Gres-Sims School District [Com. Personal]		29.4638	19.9502	49.4140
Au Gres-Sims School District [Ind. Personal]		23.9558	13.9502	37.9060

Omer City (030)

2020 Ad Valorem Taxes

Taxing Entity	Name	Purpose of Tax	Amount of Tax Mills	2020 Taxable Valuation	Estimate of Tax Dollars	Total Tax Mills	Total Est. Tax Dollars
County	Arenac	Operating	5.2000	\$5,984,045	\$31,117	10.8983	\$65,216
		Ambulance	0.7500		\$4,488		
		Road Patrol	1.2500		\$7,480		
		E-911	1.3500		\$8,078		
		Senior	0.7483		\$4,478		
		Road Repair	1.0000		\$5,984		
		Transportation	0.6000		\$3,590		

City	Omer	Operating	12.5674	\$5,984,045	\$75,204	16.3620	\$97,911
		Streets	1.7946	\$5,984,045	\$10,739		
		Water Syst Debt	2.0000		\$11,968		

City Special Assessments	Omer					0.0000	\$0
--------------------------	------	--	--	--	--	--------	-----

School District	Standish-Sterling	Total Non-PRE	21.0000	\$3,184,218	\$66,869		\$76,180
		Total PRE	3.0000	\$2,647,827	\$7,943		
		Total Com Personal	9.0000	\$152,000	\$1,368		
		Total Ind Personal	3.0000	\$0	\$0		
		TOTAL COMBINED		\$5,984,045			

Interm. School	Bay Arenac	Operating	0.1890	\$5,984,045	\$1,131	7.7607	\$46,440
		Extra Voted	7.5717		\$45,309		

State Education	Michigan	State Education Tax	6.0000	\$5,984,045			\$35,904
-----------------	----------	---------------------	--------	-------------	--	--	----------

Library	Iosco-Arenac	Operating & Ex Voted	0.4912	\$5,984,045			\$2,939
---------	--------------	----------------------	--------	-------------	--	--	---------

Totals for Taxable Status by School District	Summer	Winter	Total
Standish-Sterling School District [Non-PRE]	19.7674	42.7448	62.5122
Standish-Sterling School District [PRE]	19.7674	24.7448	44.5122
Standish-Sterling School District [Com. Personal]	19.7674	30.7448	50.5122
Standish-Sterling School District [Ind. Personal]	19.7674	18.7448	38.5122

Standish City (040)

2020 Ad Valorem Taxes

Taxing Entity	Name	Purpose of Tax	Amount of Tax Mills	2020 Taxable Valuation	Estimate of Tax Dollars	Total Tax Mills	Total Est. Tax Dollars
County	Arenac	Operating	5.2000	\$37,798,311	\$196,551	10.8983	\$411,937
		Ambulance	0.7500		\$28,349		
		Road Patrol	1.2500		\$47,248		
		E-911	1.3500		\$51,028		
		Senior	0.7483		\$28,284		
		Road Repair	1.0000		\$37,798		
		Transportation	0.6000		\$22,679		

City	Standish	Operating	16.7242	\$37,798,311	\$632,147	17.9742	\$679,394
		Sewer Debt	1.2500	\$37,798,311	\$47,248		

City Special Assessments	Standish					0.0000	\$0
--------------------------	-----------------	--	--	--	--	--------	------------

School District	Standish-Sterling	Total Non-PRE	21.0000	\$24,308,867	\$510,486		\$561,589
		Total PRE	3.0000	\$11,176,394	\$33,529		
		Total Com Personal	9.0000	\$1,772,450	\$15,952		
		Total Ind Personal	3.0000	\$540,600	\$1,622		
		TOTAL COMBINED			\$37,798,311		

Interm. School	Bay Arenac	Operating	0.1890	\$37,798,311	\$7,144	7.7607	\$293,341
		Extra Voted	7.5717		\$286,197		

State Education	Michigan	State Education Tax	6.0000	\$37,257,711			\$223,546
-----------------	-----------------	---------------------	--------	--------------	--	--	------------------

Library	Iosco-Arenac	Operating & Ex Voted	0.4912	\$37,798,311			\$18,567
---------	---------------------	----------------------	--------	--------------	--	--	-----------------

Totals for Taxable Status by School District	Summer	Winter	Total
Standish-Sterling School District [Non-PRE]	23.1742	40.9502	64.1244
Standish-Sterling School District [PRE]	23.1742	22.9502	46.1244
Standish-Sterling School District [Com. Personal]	23.1742	28.9502	52.1244
Standish-Sterling School District [Ind. Personal]	23.1742	16.9502	40.1244

Compilation of Overall Estimated Tax Revenue

Local Governmental Units	Overall Millage Rate	Taxable Value	Estimated Tax Dollars
Adams Township	1.0000	\$18,410,743	\$18,411
Arenac Township	2.9991	\$28,059,413	\$84,153
Au Gres Township	5.4879	\$45,694,820	\$250,769
Clayton Township	1.9855	\$31,208,275	\$61,964
Deep River Township	5.0000	\$54,545,728	\$272,729
Lincoln Township	2.0000	\$27,964,266	\$55,929
Mason Township	2.0000	\$21,846,697	\$43,693
Moffatt Township	4.9544	\$54,061,064	\$267,840
Sims Township	3.4845	\$90,433,793	\$315,117
Standish Township	1.9962	\$52,105,725	\$104,013
Turner Township	3.0000	\$25,350,340	\$76,051
Whitney Township	2.2221	\$78,673,308	\$174,820
Au Gres City	16.7558	\$28,123,858	\$471,238
Omer City	16.3620	\$5,984,045	\$97,911
Standish City	17.9742	\$37,798,311	\$679,394
Sterling Village	12.1416	\$7,967,779	\$96,742
Turner Village	12.7509	\$2,078,134	\$26,498
Twining Village	13.5782	\$3,786,218	\$43,210

Authorities	Overall Millage Rate	Taxable Value	Estimated Tax Dollars
Au Gres-Sims Fire	0.9942	\$164,252,471	\$163,300
Iosco Arenac Library	1.4992	\$600,260,386	\$899,910

Arenac County	Overall Millage Rate	Taxable Value	Estimated Tax Dollars
Operating	5.2000	\$600,260,386	\$3,121,354
Ambulance	0.7500	\$600,260,386	\$450,195
Road Patrol	1.2500	\$600,260,386	\$750,325
E-911	1.3500	\$600,260,386	\$810,352
Senior	0.7483	\$600,260,386	\$449,175
Road Repair	1.0000	\$600,260,386	\$600,260
Transportation	0.6000	\$600,260,386	\$360,156
Total	10.8983	\$600,260,386	\$6,181,662

Intermediate School Districts	Overall Millage Rate	Taxable Value	Estimated Tax Dollars
Bay Arenac ISD	7.7607	\$550,699,590	\$4,273,814
Iosco ISD	1.4992	\$49,560,796	\$74,302

Compilation of Overall Estimated Tax Revenue

School District	Taxable Value	Operating Millage	Operating Tax Dollars	Extra Voted Millage	Extra Voted Tax Dollars	Debt Millage	Debt Tax Dollars	Total Est. Tax Dollars
Au Gres-Sims School District [Non-PRE]	\$127,656,133	17.508	\$2,235,004	0	\$0	2	\$255,312	\$2,490,316
Au Gres-Sims School District [PRE]	\$102,095,472	0	\$0	0	\$0	2	\$204,191	\$204,191
Au Gres-Sims School District [Com. Personal]	\$1,382,421	5.508	\$7,614	0	\$0	2	\$2,765	\$10,379
Au Gres-Sims School District [Ind. Personal]	\$74,100	0	\$0	0	\$0	2	\$148	\$148
Totals	\$231,208,126		\$2,242,618		\$0		\$462,416	\$2,705,034
Standish-Sterling School District [Non-PRE]	\$134,503,455	18	\$2,421,062	0	\$0	3	\$403,510	\$2,824,573
Standish-Sterling School District [PRE]	\$179,238,259	0	\$0	0	\$0	3	\$537,715	\$537,715
Standish-Sterling School District [Com. Personal]	\$4,979,450	6	\$29,877	0	\$0	3	\$14,938	\$44,815
Standish-Sterling School District [Ind. Personal]	\$770,300	0	\$0	0	\$0	3	\$2,311	\$2,311
Totals	\$319,491,464		\$2,450,939		\$0		\$958,474	\$3,409,413
Tawas School District [Non-PRE]	\$22,963,137	18	\$413,336	0.5	\$11,482	1.15	\$26,408	\$451,226
Tawas School District [PRE]	\$16,462,717	0	\$0	0.5	\$8,231	1.15	\$18,932	\$27,163
Tawas School District [Com. Personal]	\$27,410	6	\$164	0.5	\$14	1.15	\$32	\$210
Tawas School District [Ind. Personal]	\$0	0	\$0	0.5	\$0	1.15	\$0	\$0
Totals	\$39,453,264		\$413,501		\$19,727		\$45,371	\$478,599
Whittemore-Prescott School District [Non-PRE]	\$3,703,956	18	\$66,671	0	\$0	3.25	\$12,038	\$78,709
Whittemore-Prescott School District [PRE]	\$6,403,576	0	\$0	0	\$0	3.25	\$20,812	\$20,812
Whittemore-Prescott School District [Com. Personal]	\$0	6	\$0	0	\$0	3.25	\$0	\$0
Whittemore-Prescott School District [Ind. Personal]	\$0	0	\$0	0	\$0	3.25	\$0	\$0
Totals	\$10,107,532		\$66,671		\$0		\$32,849	\$99,521